

STANDFOR SURGICAL

DENTAL Instruments



Web: rmasifshan@gmail.com WhatsApp# +923316091300



S-0205-01
Fig. 1
Bein



S-0205-02
Fig. 2
Bein



S-0205-03
Fig. 3
Bein



S-0205-04
Fig. 4
Bein



S-0205-05
Fig. 5
Bein



S-0205-06
Fig. 6
Bein



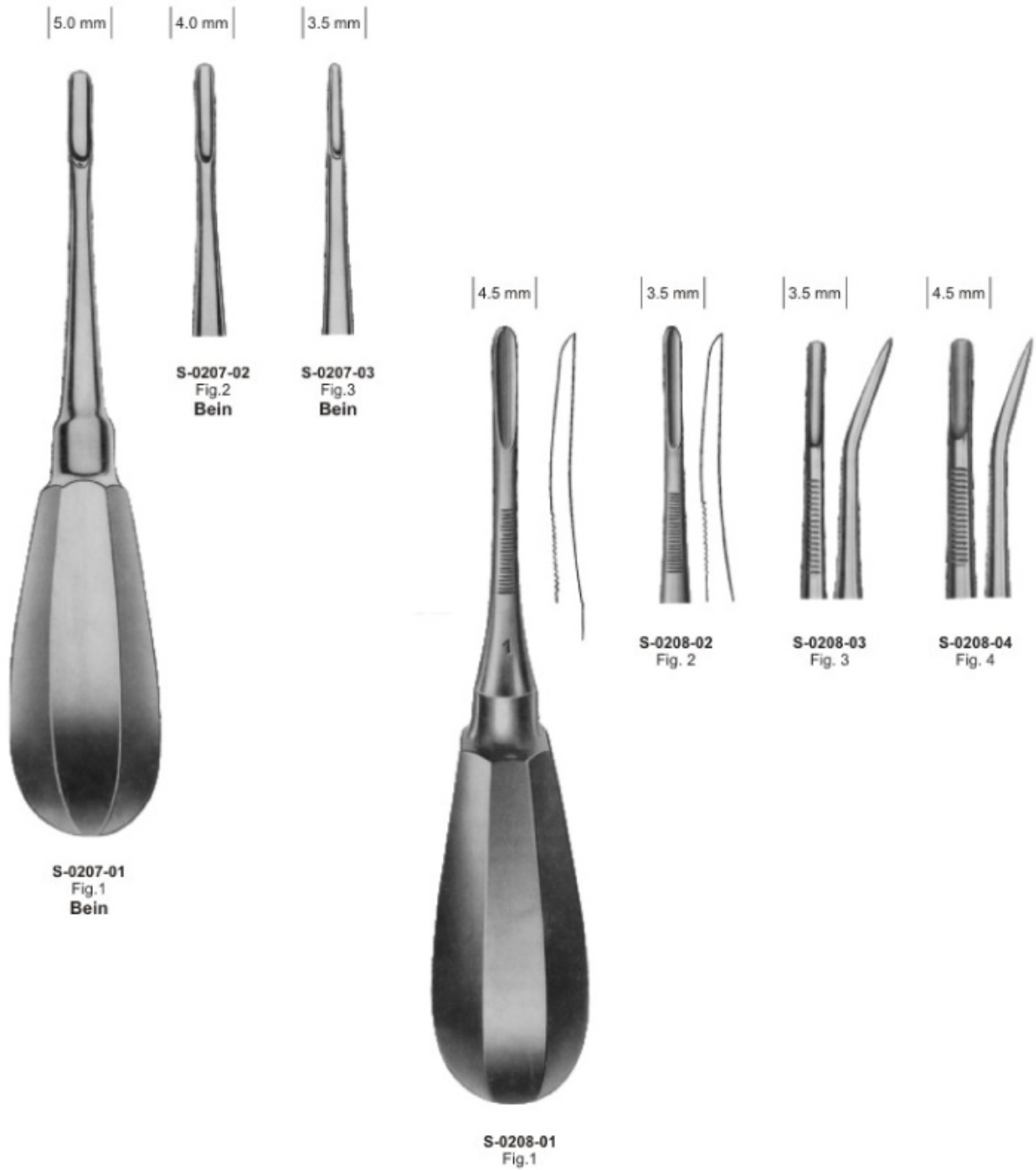
S-0206-07
Fig. 7
White



S-0206-08
Fig. 8
White



S-0206-09
Fig. 9
White





S-0209-00
Fig. 0
Bein



S-0209-01
Fig. 1
Bein



S-0209-02
Fig. 2
Bein



S-0209-03
Fig. 3
Bein



Bein



S-0209-04
Fig. 4
Bein



S-0209-05
Fig. 5
Bein



S-0209-06
Fig. 6
Bein



Bein



S-0210-01
Fig. 1
Bein



S-0210-02
Fig. 2
Bein



S-0210-03
Fig. 3
Bein



S-0210-04
Fig. 4
Bein

Wurzelheber
Root Elevators

STANDFOR SURGICAL



S-0211-301
Apical 301



S-0211-302
Apical 302



S-0211-303
Apical 303



S-0211-304
Apical 304



S-0211-12A
Apical 12A



S-0212-34S
Seldin 34S



S-0212-34
Seldin 34



S-0213-00



S-0214-01
Flohr



S-0214-02
Flohr



S-0214-03
Flohr



S-0215-03
3 Seldin



S-0216-01



S-0217-3A
3A Cryer



S-0218-02
2 Seldin



S-0219-12
12 Cryer



S-022005
5 Seldin



S-0221-00
Crane Pick



S-0222-00



S-0223-00
Flohr



S-0223-1L
1L Seldin

S-0223-1R
1R Seldin



S-0223-4L
4L Seldin

S-0223-4R
4R Seldin



S-0224-00

S-0225-00



S-0226-27
27 Cryer

S-0226-28
28 Cryer



S-0227-27S
27S Cryer

S-0227-28S
28S Cryer



S-0228-00

S-0229-00



S-0230-00

S-0231-00



S-0232-01
Miller 1

S-0232-02
Miller 2



S-0232-03
Miller 3

S-0232-04
Miller 4



S-0233-01
Fig. 1



S-0236-06
Fig. 6



S-0237-15
Fig. 15



S-0238-16
Fig. 16



S-0234-02
Fig. 2



S-0235-03
Fig. 3



S-0239-01
Fig. 1
Apical



S-0239-02
Fig. 2
Apical



S-0239-03
Fig. 3
Apical



S-0239-04
Fig. 4
Apical



S-0239-05
Fig. 5
Apical



S-0240-01
Seldin



S-0240-02
Seldin



S-0241-01L
Seldin



S-0241-02R
Seldin




S-0242-00
White



S-0243-01
Witer



S-0243-02
Witer





S-0246-01
Fig. 1
Schlemmer



S-0246-02
Fig. 2
Schlemmer



S-0247-01
Fig. 1



S-0247-02
Fig. 2



S-0247-03
Fig. 3



Kopp



S-0248-01
Fig. 1
Kopp



S-0248-02
Fig. 2
Kopp



S-0248-03
Fig. 3
Kopp



S-0248-04
Fig. 4
Kopp



S-0248-05
Fig. 5
Kopp



S-0248-06
Fig. 6
Kopp



Kopp



S-0249-01
Fig. 1
Kopp



S-0249-02
Fig. 2
Kopp



S-0249-03
Fig. 3
Kopp



S-0249-04
Fig. 4
Kopp



S-0250-00
Fig.0



S-0250-01
Fig.1



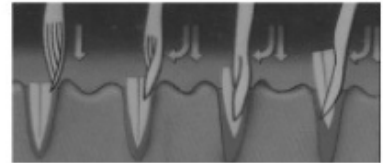
S-0250-02
Fig.2



S-0250-03
Fig.4



S-0250-04
Fig.5



S-0251-01
Fig.1
Kopp



S-0251-02
Fig. 2
Kopp



S-0251-03
Fig. 3
Kopp



S-0251-04
Fig. 4
Kopp

**Wurzelheber
Root Elevators**

STANDFOR SURGICAL

| 4.5 mm |

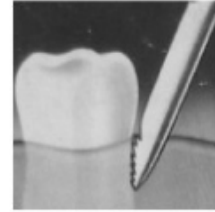


S-0252-01
Fig.1
Hylin

| 3.2 mm |



S-0252-02
Fig.2
Hylin



| 2.5 mm |



S-0253-01
Fig.1
Lindo-Levien

| 3.5 mm |



S-0253-02
Fig.2
Lindo-Levien

| 4.5 mm |



S-0253-03
Fig.3
Lindo-Levien



S-0254-02
Bernard
Fig. 2
4 mm



S-0254-3L
Bernard
Fig. 3L
4 mm



S-0254-4R
Bernard
Fig. 4R
4 mm



S-0254-01
Bernard
Fig. 1
4 mm



S-0255-01
Lindo-Levin
3 mm



S-0255-02
Lindo-Levin
3.5 mm



S-0255-03
Lindo-Levin
4 mm



S-0255-04
Lindo-Levin
3 mm



S-0255-05
Lindo-Levin
3 mm



S-0256-01
Fig. 1
Warwick-James



S-0256-02
Fig. 2
Warwick-James



S-0256-03
Fig. 3
Warwick-James



S-0257-01
Fig. 1
Coleman



S-0257-02
Fig. 2
Read
5 mm



S-0257-3L
Fig. 3L
Coleman
London Hospital



S-0257-4R
Fig. 4R
Coleman
London Hospital



S-0258-01
Ott



S-0259-01
Fig. 1
Chompret




S-0259-02
Fig. 2
Chompret



S-0259-03
Fig. 3
Chompret



S-0259-04
Fig. 4
Chompret



S-0260-00
Pott



S-0260-01
Fig. 1
Pott



S-0260-02
Fig. 2
Pott



S-0261-01
Fig. 1
Flohr



S-0261-02
Fig. 2
Flohr



S-0261-03
Fig. 3
Flohr



S-0262-00
Apical



Unterkiefer rechts
lower jaw, right side

Unterkiefer links
lower jaw, left side



S-0263-01



S-0264-01

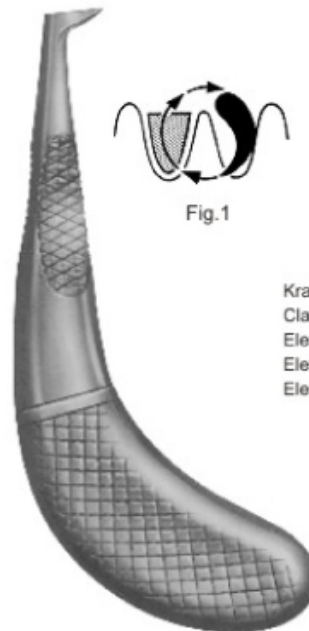


S-0265-01
Septum Lancets



S-0265-02
Septum Lancets

Krallenheber
Claw elevators
Elevadores de garra
Elevateurs a griffes
Elevatori a rebbi acuti

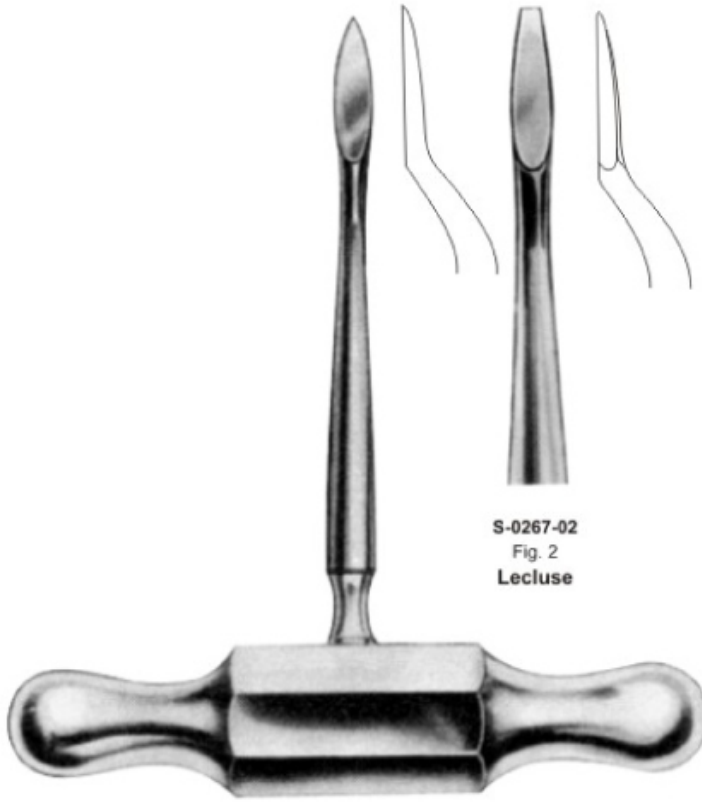


S-0266-01
Krallenheber



S-0266-02
Krallenheber

Krallenheber
Claw elevators
Elevadores de garra
Elevateurs a griffes
Elevatori a rebbi acuti



S-0267-01
Fig. 1
Lecluse

S-0267-02
Fig. 2
Lecluse



S-0268-01
Fig. 1
Lecluse

S-0268-02
Fig. 2
Lecluse



S-0269-1L
Fig. 1L
Winter



S-0269-1R
Fig. 1R
Winter



S-0269-2L
Fig. 2L
Winter



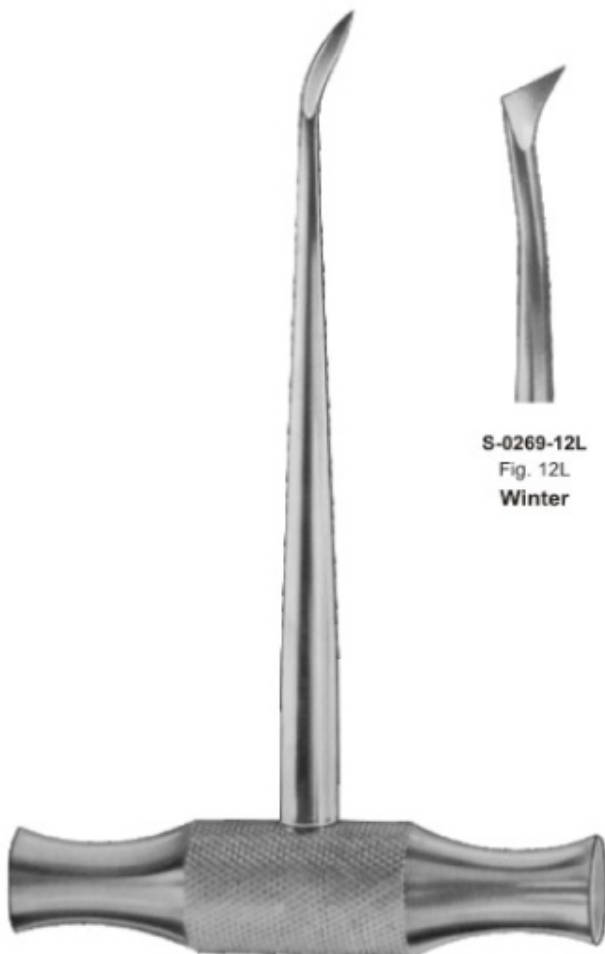
S-0269-2R
Fig. 2R
Winter



S-0269-11L
Fig. 11L
Winter



S-0269-11R
Fig. 11R
Winter



Winter



S-0269-12L
Fig. 12L
Winter



S-0269-12R
Fig. 12R
Winter



S-0269-13L
Fig. 13L
Winter



S-0269-13R
Fig. 13R
Winter



S-0269-14L
Fig. 14L
Winter



S-0269-14R
Fig. 14R
Winter

**Wurzelheber
Root Elevators**

STANDFOR SURGICAL



S-0270-01L
Fig. 1L
Barry



S-0270-02R
Fig. 2R
Barry



S-0270-03L
Fig. 3L
Barry



S-0270-04R
Fig. 4R
Barry



Barry



S-0270-11L
Fig. 11L
Barry



S-0270-12R
Fig. 12R
Barry



S-0270-17
Fig. 17
Barry



S-0270-18
Fig. 18
Barry



S-0271-02
Fig. MD-2
Mead



S-0271-03
Fig. MD-3
Mead



S-0271-04
Fig. MD-4
Mead



S-0271-01
Fig. MD-1
Mead



S-0271-5A
Fig. MD-5A
Mead



S-0271-6A
Fig. MD-6A
Mead



S-0271-7A
Fig. MD-7A
Mead



S-0271-8A
Fig. MD-8A
Mead



S-0271-9A
Fig. MD-9A
Mead



S-0271-10A
Fig. MD-10A
Mead



S-0271-11
Fig. MD-11
Mead



S-0272-01
Fig. 1
Heidbrink



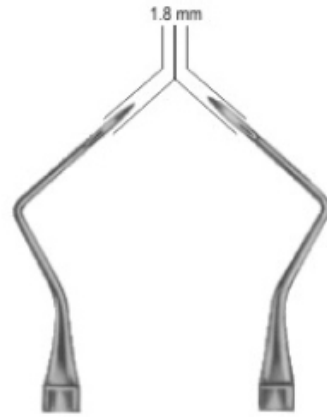
S-0272-02
Fig. 2
Heidbrink
Left



S-0272-03
Fig. 3
Heidbrink
Right

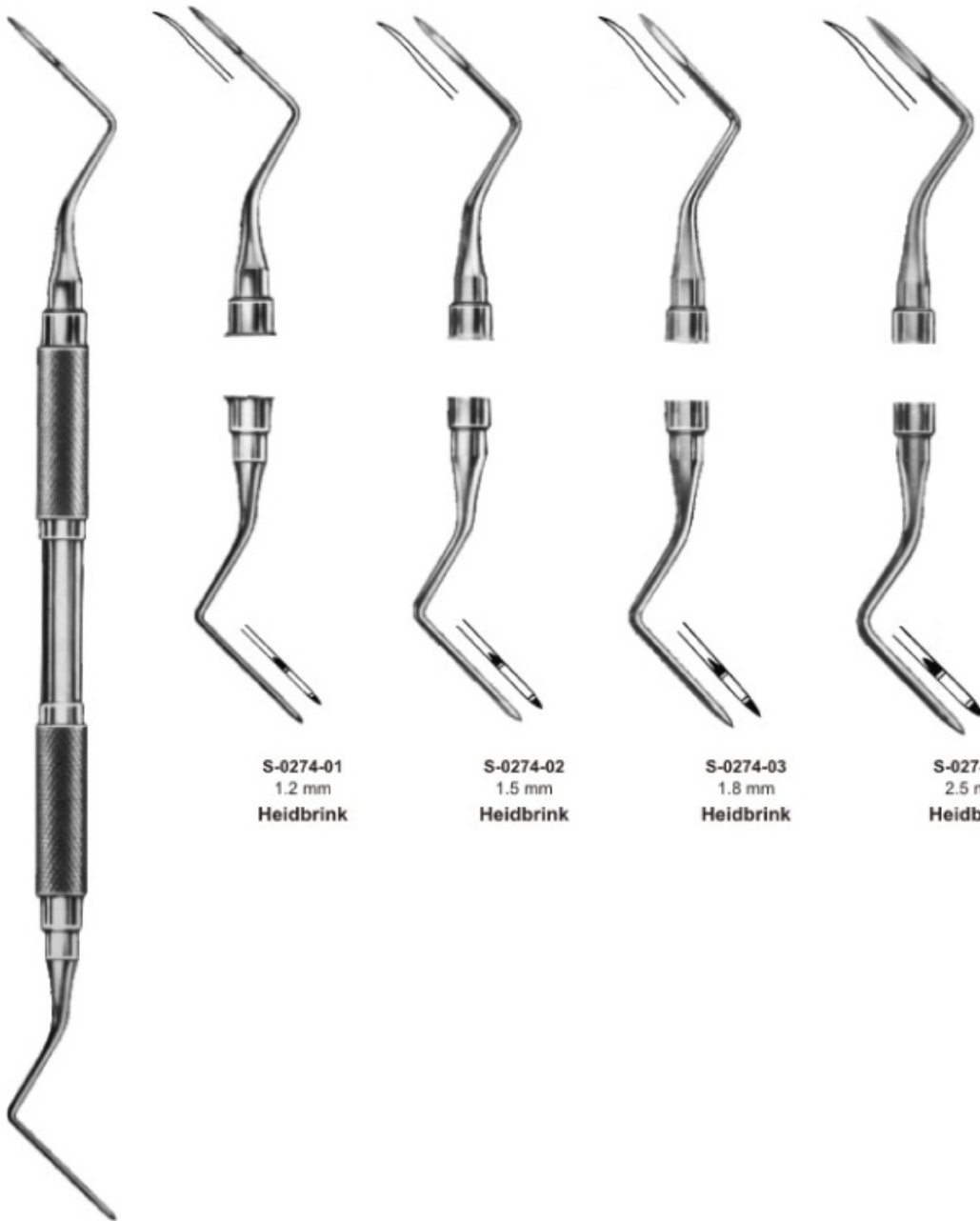


S-0273-01
Fig. 1
Heidbrink



S-0273-02
Fig. 2
Heidbrink

S-0273-03
Fig. 3
Heidbrink



S-0274-01
1.2 mm
Heidbrink

S-0274-02
1.5 mm
Heidbrink

S-0274-03
1.8 mm
Heidbrink

S-0274-04
2.5 mm
Heidbrink

Heidbrink

Syndesmotome
Syndesmotomes

STANDFOR SURGICAL



S-0275-00
11 cm



S-0276-00
Fig. 0



S-0276-01
Fig. 1



S-0276-02
Fig. 2



S-0276-03
Fig. 3



S-0276-04
Fig. 4



S-0276-05
Fig. 5



S-0276-06
Fig. 6



S-0276-07
Fig. 7

S-0276-08
Fig. 8

S-0276-09
Fig. 9



S-0276-11
Fig. 11



S-0276-21
Fig. 21



S-0276-22
Fig. 22



S-0276-23
Fig. 23



S-0276-24
Fig. 24



S-0276-25
Fig. 25



S-0276-26
Fig. 26



S-0276-27
Fig. 27



S-0276-28
Fig. 28



S-0276-29
Fig. 29